

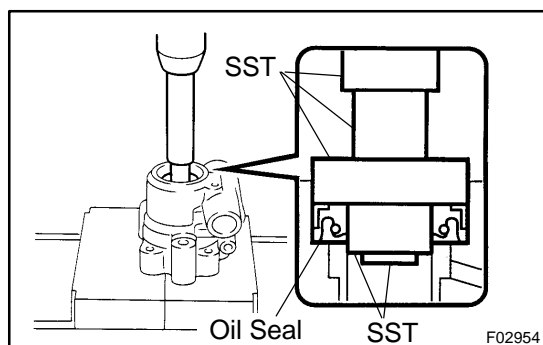
REPLACEMENT

1. IF NECESSARY, REPLACE OIL SEAL

- (a) Using SST, tap out the oil seal.
SST 09631-10030

NOTICE:

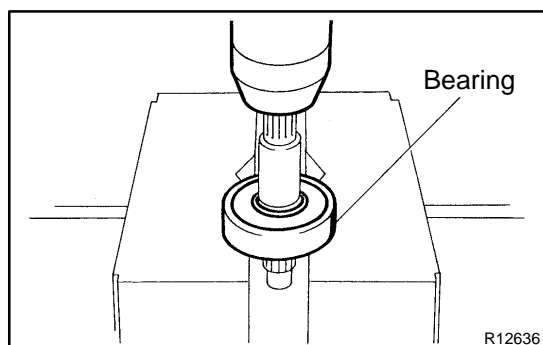
Be careful not to damage the front housing.



- (b) Coat a new oil seal lip with power steering fluid.
(c) Using SST and a press, press in the oil seal.
SST 09950-60010 (09951-00180, 09951-00300, 09952-06010), 09950-70010 (09951-07100)

NOTICE:

Make sure that the oil seal is installed facing in the correct direction.



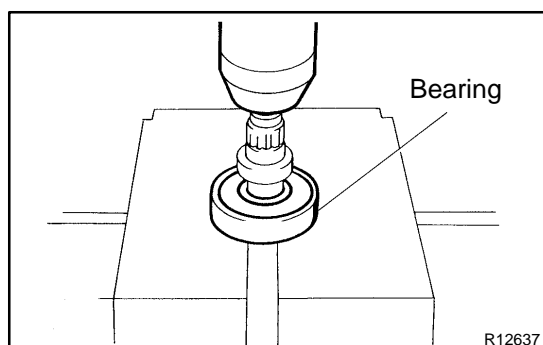
2. IF NECESSARY, REPLACE BEARING

- (a) Using a snap ring expander, remove the snap ring from the vane pump shaft.

NOTICE:

Be careful not to damage the vane pump shaft.

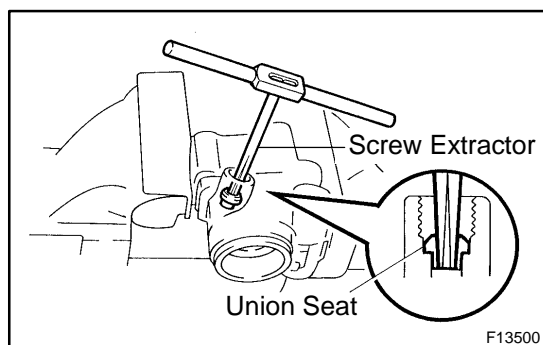
- (b) Using a press, press out the bearing.



- (c) Coat a new bearing with power steering fluid.
(d) Using a press, press in the bearing.
(e) Using a snap ring expander, install a new snap ring.

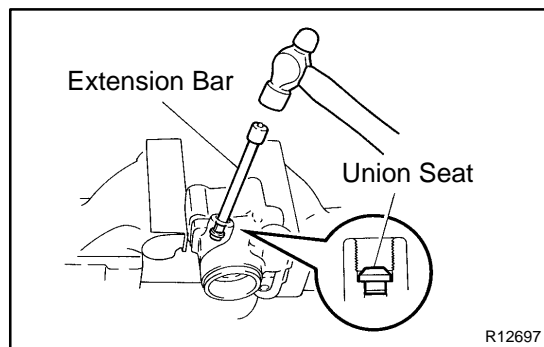
NOTICE:

Be careful not to damage the vane pump shaft.



3. IF NECESSARY, REPLACE UNION SEAT

- (a) Using a screw extractor, remove the union seat.



- (b) Using an extension bar and hammer, tap in a new union seat.

NOTICE:

Before installing the union seat, remove dust sticking to the front housing.